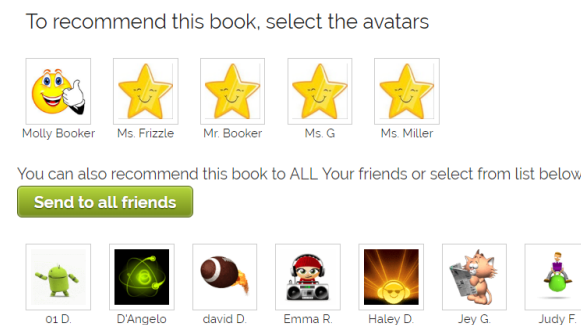
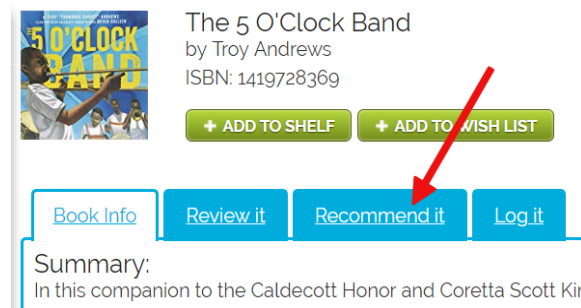
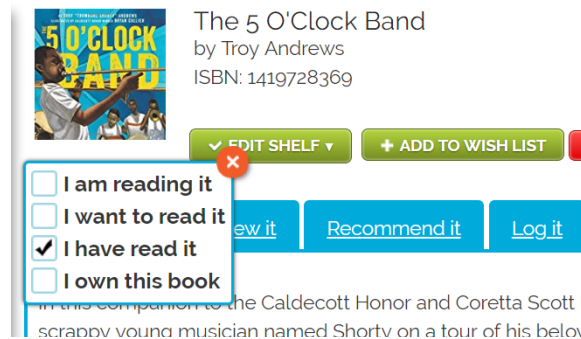
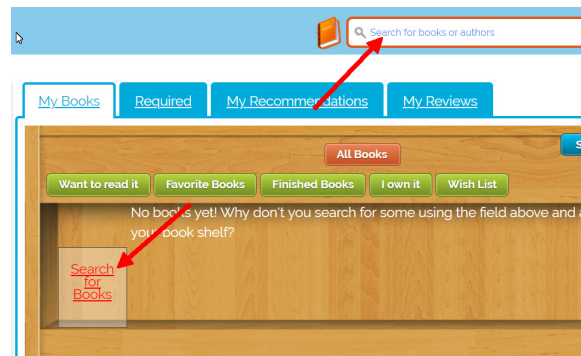


Student Overview

1. Click on **Search for Books** from the Bookshelf or use the **Search Bar** at the top of the page.
2. Add the book to your bookshelf and be sure to mark that you **have read it**. Please do not recommend a book you have not read.
3. Click the **Recommend It** tab under the book's description.
4. You can **select** adults or students to send the recommendation to, or you can select **Send to all friends**. Be sure to include a message, then click **Send Recommendation**.

How to Send a Recommendation



Remember: Your recommendations are meant to be helpful to your friends and classmates. Every book has an audience. Write about why someone might enjoy the book.